

Name: RICE

Admin. Date: 11/13 Batch No.: 4253

Report No.: 713094 Report: CLASS

College: HOWARD UNIVERSITY, SCHOOL OF C

Class: RICE LAMB 308 02

Class Enrollment: 17 No. of Respondents: 15

**Suggestions for Improving Your Teaching**

Educational Testing Service offers an on-line set of suggestions for improving instruction. This Compendium of suggestions includes practices that highly rated teachers say they use as well as research-based effective teaching practices. The suggestions are grouped according to the SIR II scales and are linked to additional sources of information.

To download a PDF of the Compendium go to: [www.ets.org/sirii/compendium](http://www.ets.org/sirii/compendium)

(The percentages and means are based on the total number of respondents, not class enrollment.)

**A. Course Organization and Planning**

This scale speaks to how well the instructor has made requirements clear and is prepared for each class. It also reflects whether students view the instructor as being in command of the subject matter and able to emphasize the important points to be learned.




	Very 5 Effective	4 Effective	Moderately 3 Effective	Somewhat 2 Ineffective	1 Ineffective	Omitted	N/A	Mean
1. The instructor's explanation of course requirements	47	20	33	---	---	---	---	4.13
2. The instructor's preparation for each class period	33	47	20	---	---	---	---	4.13
3. The instructor's command of the subject matter	53	33	13	---	---	---	---	4.40
4. The instructor's use of class time	27	47	27	---	---	---	---	4.00
5. The instructor's way of summarizing or emphasizing important points in class	20	53	20	---	---	7	---	4.00

To download a PDF of the Compendium go to: [www.ets.org/sirii/organization](http://www.ets.org/sirii/organization)

**B. Communication**

Making clear and understandable presentations and using examples or illustrations when necessary are important tools for communicating with students. Communication is also facilitated by an instructor's enthusiasm for the material and use of challenging questions or problems in class.




	Very 5 Effective	4 Effective	Moderately 3 Effective	Somewhat 2 Ineffective	1 Ineffective	Omitted	N/A	Mean
6. The instructor's ability to make clear and understandable presentations	47	33	20	---	---	---	---	4.27
7. The instructor's command of spoken English (or the language used in the course)	67	27	7	---	---	---	---	4.60
8. The instructor's use of examples or illustrations to clarify course material	47	40	13	---	---	---	---	4.33
9. The instructor's use of challenging questions or problems	33	47	13	7	---	---	---	4.07
10. The instructor's enthusiasm for the course material	53	33	13	---	---	---	---	4.40

To download a PDF of the Compendium go to: [www.ets.org/sirii/communication](http://www.ets.org/sirii/communication)

**G. Faculty/Student Interaction**

Students prefer instructors who are helpful, responsive and show concern for their students' progress. Highly rated teachers are available to give students extra help if needed and show a willingness to listen to students' questions and opinions.




	Very 5 Effective	4 Effective	Moderately 3 Effective	Somewhat 2 Ineffective	1 Ineffective	Omitted	N/A	Mean
11. The instructor's helpfulness and responsiveness to students	60	40	---	---	---	---	---	4.60
12. The instructor's respect for students	67	33	---	---	---	---	---	4.67
13. The instructor's concern for student progress	60	33	7	---	---	---	---	4.53
14. The availability of extra help for this class (taking into account the size of the class)	53	40	7	---	---	---	---	4.47
15. The instructor's willingness to listen to student questions and opinions	53	47	---	---	---	---	---	4.53

+ This mean is reliably at or above the 90th percentile. See page 4.  
- This mean is reliably at or below the 10th percentile. See page 4.

For explanation of flagging (\*) see "Number of Students Responding" page 4  
To download a PDF of the Compendium go to: [www.ets.org/sirii/interaction](http://www.ets.org/sirii/interaction)

### D. Assignments, Exams, and Grading

An important aspect of this scale is the quality of feedback students receive from instructors on their assignments, exams and grades. Instructors choose assignments and textbooks that are helpful in understanding course material.

Overall Mean  **4.12**  
 Comparative Mean  **4.17**

	Very 5 Effective	4 Effective	Moderately 3 Effective	Somewhat 2 Ineffective	1 Ineffective	Omitted	N/A	Mean
16. The information given to students about how they would be graded	47	27	20	---	7	---	---	4.07
17. The clarity of exam questions	40	47	7	---	7	---	---	4.13
18. The exams' coverage of important aspects of the course	53	27	13	---	7	---	---	4.20
19. The instructor's comments on assignments and exams	47	27	13	7	---	7	---	4.21
20. The overall quality of the textbook(s)	33	27	13	---	7	7	13	4.00
21. The helpfulness of assignments in understanding course material	40	40	13	7	---	---	---	4.13

To download a PDF of the Compendium go to: [www.ets.org/s/iri/assignments](http://www.ets.org/s/iri/assignments)

### E. Supplementary Instructional Methods \*\*\*

	Very 5 Effective	4 Effective	Moderately 3 Effective	Somewhat 2 Ineffective	1 Ineffective	Omitted	N/A	Mean
22. Problems or questions presented by the instructor for small group discussions	53	27	13	---	---	---	7	***
23. Term paper(s) or project(s)	40	47	13	---	---	---	---	***
24. Laboratory exercises for understanding important course concepts	33	40	7	7	---	---	13	***
25. Assigned projects in which students worked together	40	47	7	---	---	---	7	***
26. Case studies, simulations, or role playing	40	33	7	---	---	---	20	***
27. Course journals or logs required of students	33	33	7	---	---	---	27	***
28. Instructor's use of computers as aids in instruction	33	40	7	7	---	---	13	***

\*\*\* Means are not reported for these statements

To download a PDF of the Compendium go to: [www.ets.org/s/iri/compendium](http://www.ets.org/s/iri/compendium)

### F. Course Outcomes

The goal of any course is to increase student learning. Making progress toward course objectives and increasing student interest in the subject area are important correlates to this outcome. This scale measures students' perceptions of their learning in the course, as well as to what extent the course helped them think independently.



Overall Mean  **4.05**  
 Comparative Mean  **3.75**

	5 Much More Than Most Courses	4 More Than Most Courses	3 About the Same as Others	2 Less Than Most Courses	1 Much Less Than Most Courses	Omitted	N/A	Mean
29. My learning increased in this course	33	33	33	---	---	---	---	4.00
30. I made progress toward achieving course objectives	33	40	27	---	---	---	---	4.07
31. My interest in the subject area has increased	33	40	27	---	---	---	---	4.07
32. This course helped me to think independently about the subject matter	27	47	27	---	---	---	---	4.00
33. This course actively involved me in what I was learning	47	20	33	---	---	---	---	4.13

To download a PDF of the Compendium go to: [www.ets.org/s/iri/outcomes](http://www.ets.org/s/iri/outcomes)

### G. Student Effort and Involvement

Student learning is also determined by how much effort is put into the course. How much time students spend studying and completing assignments, how well prepared they are for each class, and their attitudes toward the content itself are only partially under the teacher's control.

Overall Mean  **3.93**  
 Comparative Mean  **3.74**

	5 Much More Than Most Courses	4 More Than Most Courses	3 About the Same as Others	2 Less Than Most Courses	1 Much Less Than Most Courses	Omitted	N/A	Mean
34. I studied and put effort into this course	40	27	33	---	---	---	---	4.07
35. I was prepared for each class (writing and reading assignments)	27	20	47	---	---	7	---	3.79
36. I was challenged by this course	40	13	33	7	---	7	---	3.93

+ This mean is reliably at or above the 90th percentile. See page 4.  
 - This mean is reliably at or below the 10th percentile. See page 4.

For explanation of flagging (\*), see "Number of Students Responding," page 4.  
 To download a PDF of the Compendium go to: [www.ets.org/s/iri/studenteffort](http://www.ets.org/s/iri/studenteffort)

## H. Course Difficulty, Workload and Pace

Students who feel overwhelmed by a course will find it difficult to experience any feelings of success or reinforcement for their efforts. On the other hand, if they achieve success too quickly and are unchallenged, it is unlikely they will work to their capacity and/or value their learning highly.

	Very Difficult	Somewhat Difficult	About Right	Somewhat Elementary	Very Elementary	Omitted
37. For my preparation and ability, the level of difficulty of this course was:	7	13	73	7	---	---
	Much Heavier	Heavier	About the Same	Lighter	Much Lighter	Omitted
38. The work load for this course in relation to other courses of equal credit was:	7	7	80	7	---	---
	Very Fast	Somewhat Fast	Just About Right	Somewhat Slow	Very Slow	Omitted
39. For me, the pace at which the instructor covered the material during the term was:	7	7	87	---	---	---

Means are not appropriate for COURSE DIFFICULTY, WORKLOAD AND PACE. Review the distribution of students' responses


To download a PDF of the Compendium go to: [www.ets.org/s/iri/coursedifficulty](http://www.ets.org/s/iri/coursedifficulty)

## I. Overall Evaluation

### Overall Evaluation Ratings:

40. Rate the quality of instruction in this course as it contributed to your learning.

(Try to set aside your feelings about the course content.)



Graph	%	Rating
	47%	Very Effective
	27%	Effective
	20%	Moderately Effective
	7%	Somewhat Ineffective
	0%	Ineffective
	0%	Omitted

↑ This is not a summary of items 1 through 39

## J. Student Information

	A Major/Minor Requirement	A College Requirement	An Elective	Other	Omitted			
41. Which one of the following best describes this course for you?	93	---	---	---	7			
	Freshman/1st Year	Sophomore/2nd Year	Junior/3rd Year	Senior/4th Year	Graduate	Other	Omitted	
42. What is your class level?	---	---	87	13	---	---	---	
			Better in English	Better in Another Language	Equally Well in English and Another Language	Omitted		
43. Do you communicate better in English or in another language?			100	---	---	---	---	
			Female	Male	Omitted			
44. Sex			80	20	---	---	---	
	A	A-	B+	B	B-	C	Below C	Omitted
45. What grade do you expect to receive in this course?	53	13	13	20	---	---	---	---

## K. Supplementary Questions

	5	4	3	2	1	NA	Omitted
46. ....	---	---	---	---	---	---	---
47. ....	---	---	---	---	---	---	---
48. ....	---	---	---	---	---	---	---
49. ....	---	---	---	---	---	---	---
50. ....	---	---	---	---	---	---	---
51. ....	---	---	---	---	---	---	---
52. ....	---	---	---	---	---	---	---
53. ....	---	---	---	---	---	---	---
54. ....	---	---	---	---	---	---	---
55. ....	---	---	---	---	---	---	---